



Electric
Water
Heater
Collection

What's Inside :

Kent has emerged as a suave, contemporary and high-end brand in the world of **Fans, Lighting, Appliances, Cables & Switches**. In continuing KENT's journey of becoming the most trusted name in countless households, we have unveiled electric water heater. Our patented **CORAL** water heater has shock-proof technology along with special anodes to fight hard-water salts and is equipped for use with extreme water pressure.

1) High Quality Heating Element

Offers superior heating performance with extended life span and minimum energy losses.

2) Heavy Gauge Tank

Made by ultra thick super cold-rolled steel plate with 2 mm thickness.

3) Green Diamond Enamel Coating Layer

All models are equipped with ultimate protection against rust and corrosion. Green Diamond layer (0.5mm) provides several times the corrosion resistance compared to standard inner tank designs.

4) Heavy-Duty Anode Rod

With steel core, protects Green Diamond tank from rust and corrosion.

5) Energy Saving High Density Foam Insulation

CFC free, complete protection design against radiant heat loss (up to 25 mm thickness, 25% thicker than normal Insulation design).

6) Water Tubes With Whirlflow 2

The Whirlflow 2 ensures no immediate direct contact between cold & hot water for a faster heating and maximum energy saving effect.

7) Thermal Cutout

Cuts off electrical power to guarantee safety.

8) Multi Functional Safety Valve

Automatically relieves and discharges water in case the temperature or pressure overshoots the preset limits. Also targets a quick startup under extreme pressure conditions from pressure 0.005 MPa to 0.8MPa.

9) Special Glasslined Coating For Water Inlet / Outlet

Double care to water quality and maximizes tube life span.

10) Adjustable Temperature Knob With Thermostat

"One-Hand" pilot design, allows a temperature setting between 25°C to 75°C

11) External Temperature Meter

Provides clear temperature indication.

12) 5-Bolt Flange

Provides an easier way for product maintenance.

13) Triple Power Input

Gives multiple power selections for energy saving.



KEY FEATURES

TRIPLE POWER INPUT

With multiple electric loads selection

The TPI design is currently available with power input combinations I / II / III , such as 500W/1500W/2000W, 800W/1200W/2000W, and 1000W/2000W/3000W. It offers precise power setting and leaves end user flexible choices for a carefree daily usage and life style with low carbon output. What's more, with optimized power setting it helps to reduce electricity bill up to 75%.



ELCB - PREVENTS SHOCKS

Device for double safety and life-long durability.

The ELCB (Earth Leakage Circuit Breaker) is designed to prevent shock and injury to users. It quickly disconnects a circuit whenever detecting an imbalance of electric current, which is sometimes caused by current leakage through the body of people who is grounded and accidentally touching the electriferous part of the circuit.

G-TECH RESISTOR MAGNESIUM

With extra embedded resistance


The G-tech resistor magnesium is our brand-new feature with extra embedded resistor. It provides an over ten times longer lifespan in compare to regular one with a thorough protection to inner tank from rust and corrosion. Highly recommend for markets with water quality under extreme conditions.

GREEN DIAMOND INNER TANK

With Exclusive Single Weld Line Design

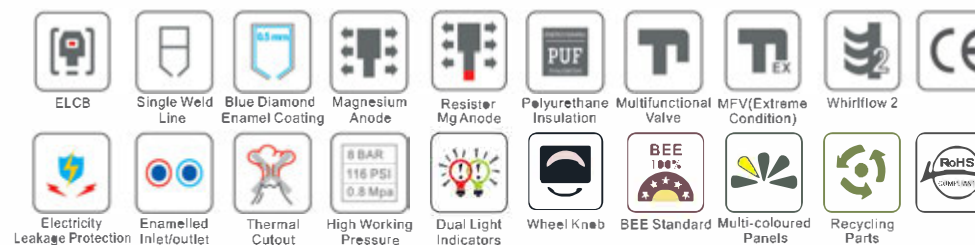
Along with Incoloy heating element reduces over 67% of water leakage risk & increases life upto 10 times. It is corrosion resistant & anti-rust provides anti-bacterial operation.







CORAL GEYSER



PRODUCT ADVANTAGE

- Green diamond inner tank with exclusive single weld line technology
- A further improvement based on classic whirlflow design with 10% more hot water output
- Double safety guarantee: thermostat & thermal cutout
- Hidden temperature control knob
- Optional color for outer shell and service panel
- Dual light indicators

Capacity (L)	Voltage (V)	Frequency (Hz)	Product Size (mm)	Packing Dimension (mm)	N.W. (kg)
6	110/220~240	50/60	325X273X325	355X355X345	5.7
10	110/220~240	50/60	345X286X345	410X400X370	7.6
15	110/220~240	50/60	385X318X385	445X435X385	9.1
25	110/220~240	50/60	435X385X435	500X490X450	11.8

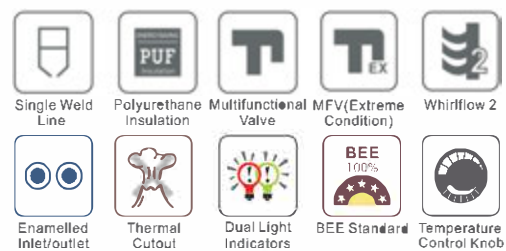


KENT GEYSERS

Choose the size that
fits you best



MANDARIN GEYSER




PRODUCT ADVANTAGE

- Ultra thick SS inner tank of superior 304 grade.
- Brass assembly & overlap welding.
- Double safety guarantee: thermostat & thermal cutout
- Temperature control knob with heating & power pilot lamp

Capacity (L)	Voltage (V)	Frequency (Hz)
6	110/220~240	50/60
10	110/220~240	50/60
15	110/220~240	50/60
25	110/220~240	50/60
35	110/220~240	50/60
50	110/220~240	50/60


Beautiful outside,
Powerful inside







ANTHIAS GEYSER



PRODUCT ADVANTAGE

- High wattage of 3kW/4.5kW for instant heating.
- Ultra thick SS inner tank of superior 304 grade.
- Brass pressure release valve.
- Rust & shock proof ABS body.
- Compact & easy to install.

Capacity (L)	Voltage (V)	Frequency (Hz)
1	110/220~240	50/60
3	110/220~240	50/60



PREPARE FOR **WINTERS**



**1L & 3L size for your
daily needs!**

#ANTHIASGEYSER



KENT

Corporate office:

Kent Cables Pvt. Ltd.

Ashoka House, K-721, Ashoka Crescent, Near Dus Quarter Mandir,
Mandi Road, Sultanpur, New Delhi-110030 (India)

Contact No: +91 9599933955/56/57

Email: info@kentbharat.com

Website: www.kentbharat.com